

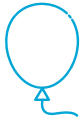
# ASTHMA-READY CLASSROOM CHECKLIST



**AsthmaWA**



Identify students in the class with asthma. Review their Asthma Action Plan.



Talk to parents and students about their asthma. Assess potential triggers in the school environment. Do they need help to take their medicine?




Know the signs and symptoms of asthma and plan how you will manage an asthma emergency, both inside and out of the classroom.



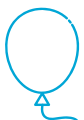
Be prepared for asthma emergencies: ensure students have access to their reliever and spacer.



Keep the classroom clean and clutter-free.  
Reduce items that gather dust and dust with a damp cloth when the class is empty.



Fragrance free or low odour products are best, such as cleaning products.  
Avoid use of aerosol products.



Teach students how they can stop the spread of virus's through hand-washing, hand sanitiser, covering your mouth, cough into your elbow and using tissues.



Keep windows closed when smoky outside or on high pollen count days.  
Outdoor air can play a role in the air quality inside the classroom.

Order your **FREE**  
Asthma Emergency Guide  
online today

**Contact us**  
**(08) 9289 3600**  
**[asthmawa.org.au](http://asthmawa.org.au)**